

Data: demographic characteristics & rates of disconnection among Boston's Opportunity Youth population (2009-2011)

Group	Total Population	# of	
		Disconnected	% Disconnected
All (16-24)	122,408	11,765	9.6%
Male	58,219	6,328	10.9%
Female	64,190	5,438	8.5%
16-19	43,246	2,119	4.9%
20-24	79,162	9,646	12.2%

- ▶ 24% of disconnected females are single mothers.
- ▶ Based on findings from the 2009-2011 American Community Surveys.



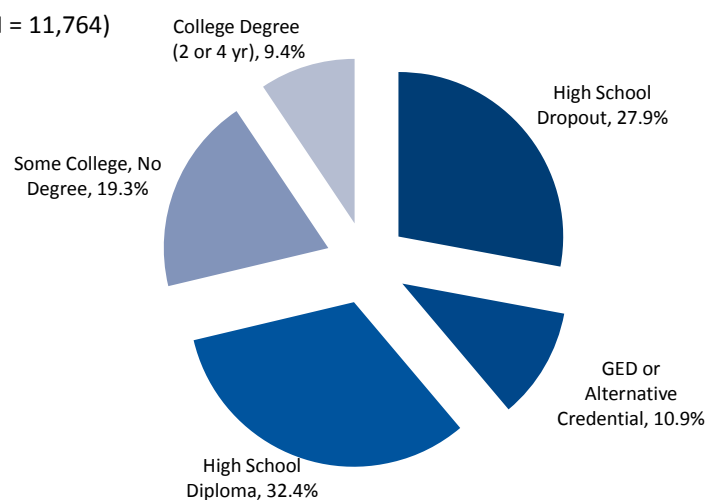
BOSTON PRIVATE INDUSTRY COUNCIL



The Boston Opportunity Agenda

Data: Boston's Opportunity Youth by educational attainment (2009-2011)

▶ (N = 11,764)



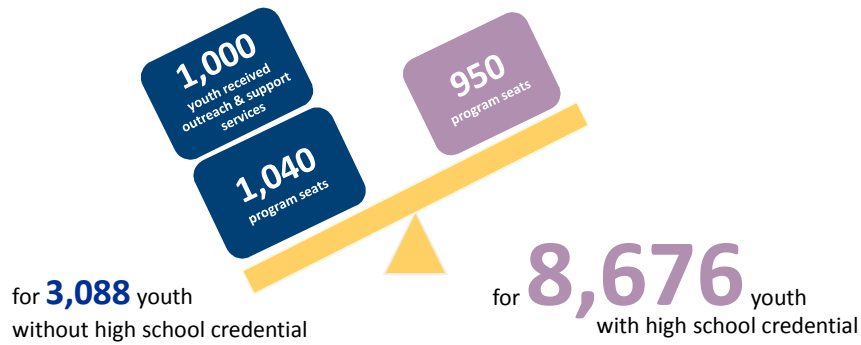
BOSTON PRIVATE INDUSTRY COUNCIL



The Boston Opportunity Agenda

Pathways: program capacity for OY in Boston

- ▶ *Though dropouts still need more programming, there is a drastic lack of programming for older OY who have a high school credential*

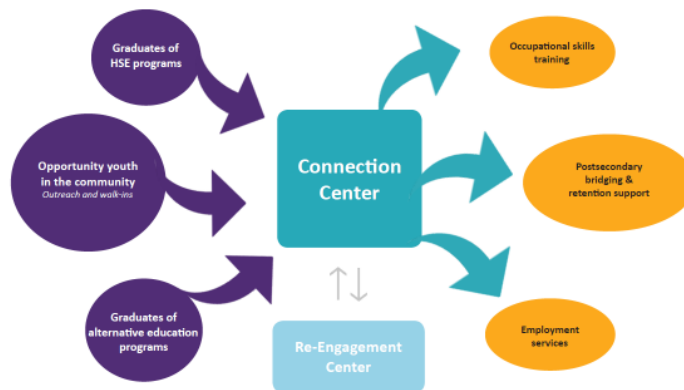


BOSTON PRIVATE INDUSTRY COUNCIL



The Boston Opportunity Agenda

Implementation plan for Connection Center Pathways to career-oriented employment and financial independence



BOSTON PRIVATE INDUSTRY COUNCIL



The Boston Opportunity Agenda