



## Boston's Disconnected Youth: *The Size and Characteristics of Boston's 16-24 Year Olds Who Are Neither in School Nor Employed*

Joseph McLaughlin  
Boston Private Industry Council  
July 22, 2015



BOSTON PRIVATE INDUSTRY COUNCIL

### Defining and Measuring “Disconnected Youth”

- ▶ The most common measure of youth disconnection is the number of 16-24 year olds who are **neither in school** nor **employed** at the time of being surveyed (Kids Count, Measure America, CLMS, etc.).
- ▶ The term “**Opportunity Youth**” was coined to put a positive spin on disconnection. The terms Opportunity Youth and Disconnected Youth are *often* used interchangeably, though Opportunity Youth tends to be defined more broadly in recent literature.
- ▶ The U.S. Census Bureau’s American Community Surveys (ACS) is the primary source for population statistics at the local level. The ACS is a large-scale, national household survey. ACS interviews are conducted monthly on an on-going basis. The 3-year and 5-year averages of these monthly interviews can be used for analysis at the city and sub-city levels.



BOSTON PRIVATE INDUSTRY COUNCIL



## Comparison of the Size, Gender, and Age Characteristics of Boston's Disconnected Youth Population: 2009-2011 to 2011-2013

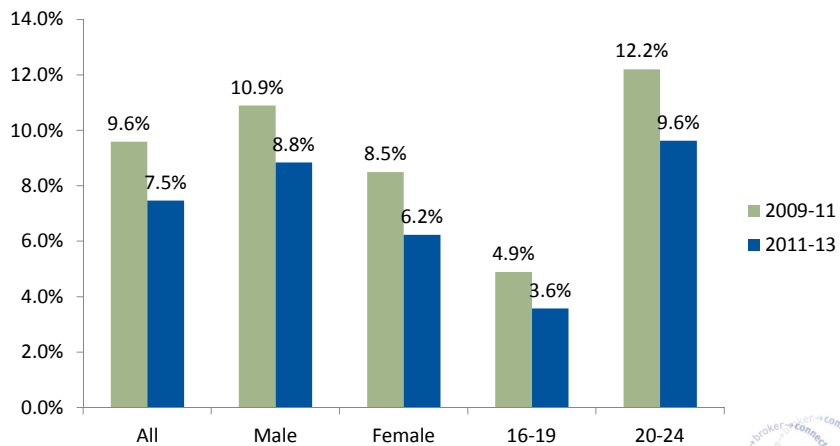
Group	2009-2011		2011-2013	
	Disconnected	Population	Disconnected	Population
All	11,765	122,408	9,097	121,699
Male	6,328	58,219	5,101	57,646
Female	5,438	64,190	3,996	64,054
16-19	2,119	43,246	1,549	43,298
20-24	9,646	79,162	7,548	78,401



BOSTON PRIVATE INDUSTRY COUNCIL



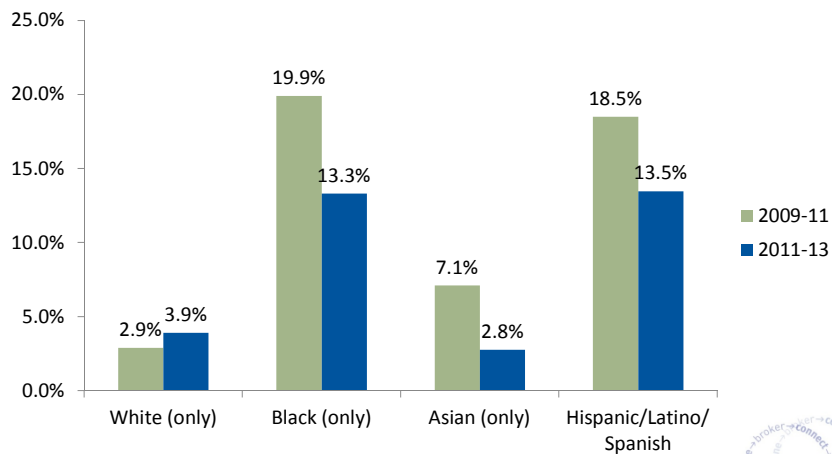
## Disconnection Rates of Boston Youth, 2009-11 and 2011-13



BOSTON PRIVATE INDUSTRY COUNCIL



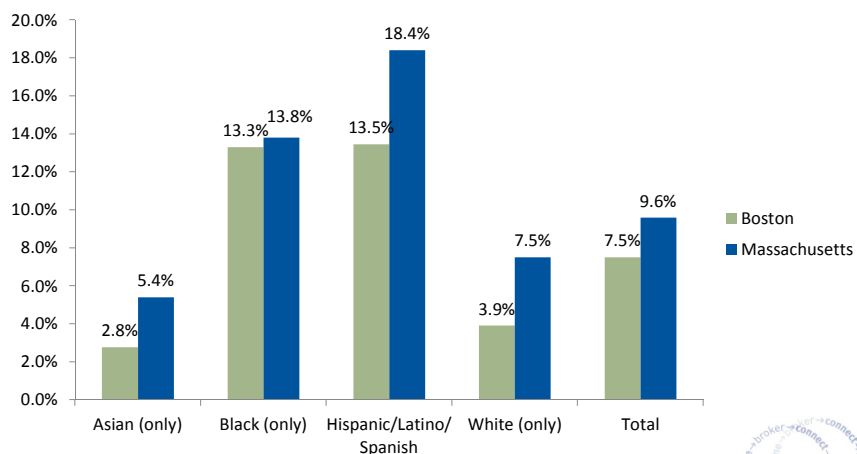
## Disconnection Rates of Boston Youth By Race-Ethnic Group, 2009-11 to 2011-13



BOSTON PRIVATE INDUSTRY COUNCIL



## Disconnection Rates of Youth By Race-Ethnic Group, Boston and Massachusetts, 2011-2013



BOSTON PRIVATE INDUSTRY COUNCIL



## Key Age/ Educational Subgroups of Disconnected Youth, 2009-11 to 2011-13

Age/ Educational Attainment Subgroup	2009-2011	2011-13
16-19, without a high school diploma/ alternative credential	1,077	644
16-19, with a high school diploma/alternative credential, but no postsecondary degree	1,042	905
20-24, without a high school diploma/alternative credential	2,211	1,521
20-24, with a high school diploma/ alternative credential, but no postsecondary degree	6,327	4,747



BOSTON PRIVATE INDUSTRY COUNCIL



## Declining Disconnection: Explanations

- ▶ Improving labor market conditions following a deep economic recession
- ▶ Decreases in the high school dropout population
- ▶ Increases in college enrollment behavior, both immediately following high school and later on
- ▶ Survey Factors- sampling and weighting



BOSTON PRIVATE INDUSTRY COUNCIL



## Questions & Discussion

---



BOSTON PRIVATE INDUSTRY COUNCIL

